

When do Generative Query and Document Expansions Fail? A Comprehensive Study Across Methods, Retrievers, and Datasets

Orion Weller^{*^ℓ} Kyle Lo^α David Wadden^α Dawn Lawrie^ℓ
Benjamin Van Durme^ℓ Arman Cohan^{γ^α} Luca Soldaini^α

^ℓJohns Hopkins University ^αAllen Institute for AI ^γYale University

owell@cs.jhu.edu {kylel, lucas}@allenai.org

Abstract

Using large language models (LMs) for query or document expansion can improve generalization in information retrieval. However, it is unknown whether these techniques are universally beneficial or only effective in specific settings, such as for particular retrieval models, dataset domains, or query types. To answer this, we conduct the first comprehensive analysis of LM-based expansion. We find that there exists a strong negative correlation between retriever performance and gains from expansion: expansion improves scores for weaker models, but generally harms stronger models. We show this trend holds across a set of eleven expansion techniques, twelve datasets with diverse distribution shifts, and twenty-four retrieval models. Through qualitative error analysis, we hypothesize that although expansions provide extra information (potentially improving recall), they add additional noise that makes it difficult to discern between the top relevant documents (thus introducing false positives). Our results suggest the following recipe: use expansions for weaker models or when the target dataset significantly differs from training corpus in format; otherwise, avoid expansions to keep the relevance signal clear.¹

1 Introduction

Neural information retrieval (IR) systems routinely achieve state-of-the-art performance on tasks where labeled data is abundant (Karpukhin et al., 2020; Yates et al., 2021). When limited or no data is available, neural models fine-tuned on data-rich domains are used in zero-shot manner (Thakur et al., 2021; Rosa et al., 2022b). However, shifts in distribution of queries and documents can negatively impact their performance (Lupart et al., 2023).

To mitigate this effect, large-scale Language Models (LMs) can be used to *expand* queries or

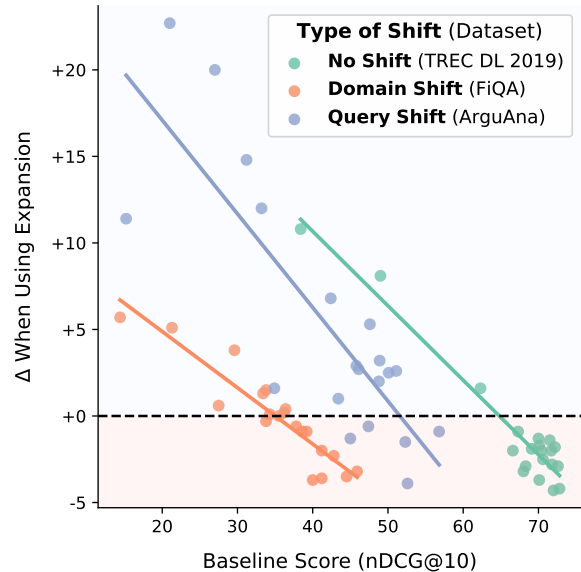


Figure 1: Methods like query expansion and document expansion typically improve performance when used with weaker models but not for stronger models; more accurate models generally lose relevance signal when expansions are provided. Best expansion and model results taken from those in Table 1.

documents from unseen domains (Gao et al., 2022; Wang et al., 2023a; Dai et al., 2022; Jeronymo et al., 2023; Jagerman et al., 2023). These methods generally work by providing either the original documents or queries to the LM, which then generates additional expanded information to facilitate relevance matching. For example, HyDE (Gao et al., 2022) uses an LM to generate a fictitious relevant document for a user query; the document is then used alongside of the user query to retrieve similar, and thus hopefully relevant, real documents. As another example, Doc2Query (Nogueira et al., 2019c) uses an LM to generate likely queries for documents in the collection; queries are appended to documents to increase their likelihood to match real user queries. As the LMs doing the expansion are typically slower but more capable than ranking models, they can provide additional context and

¹Code and data are available at <https://github.com/orionw/LM-expansions>

* Work performed during internship at AI2.

connections that the IR models could not (e.g. providing specialized vocabulary, etc.). This property is particularly desirable when ranking models are used in unseen domains, as LMs can help close distribution shift gaps.

Although many works have shown that LM-based expansions provide improvements, proposed approaches are generally tested only a small subset of retrieval techniques, such as small bi-encoder models or BM25 (Gao et al., 2022; Jagerman et al., 2023; Wang et al., 2023a). Further, as new models continue to be developed in IR and natural language processing (NLP), there is a pressing need to comprehensively analyze the relationship between expansion techniques, ranking models, and distribution shifts. We seek to fill this gap and aim to answer the following questions:

RQ1: How do different models impact query and document expansion (§3)? Across all types of IR models and architectures, performance is negatively correlated with gains from expansion: after a certain score threshold these expansions generally hurt performance (as they blur the relevance signal from the original documents).

RQ2: How do different distribution shifts impact these results (§4)? Our main results hold for all types of shift – better models are harmed by expansion – except for long query shift, where expansions generally help most-to-all models.

RQ3: Why do expansions hurt stronger IR models (§5)? We find that query and document expansions change the keywords that the retrieval models focus on, obscuring the relevance signal of the original texts.

Overall, this work aims at answering the following question: **when should one use LM-based expansions?** Through our investigation, we provide evidence to help practitioners answer this question. Our results run counter to the common intuition that query and document expansion are helpful techniques in all cases; instead, they show that LM expansions generally **benefit weaker rankers**, but **hurt more accurate rankers**. Further, analysis over twelve datasets shows that whether a given model benefits from expansion varies dramatically depending on task; datasets with significant distributional shifts (e.g., very long queries) are more likely to benefit from expansion.

2 Experimental Settings

In this section, we provide an overview of document and query expansion methods used in the remainder of the manuscript, as well as key aspects of our experimental setup.

We choose expansion techniques according to two criteria: (i) their overall performance, as claimed in the paper introducing them, and (ii) their applicability to a large set of retrieval models. We note that there exists more specific expansion techniques for particular architectures, such as ColBERT PRF (Wang et al., 2023d,b). However, for generality we use text-based expansions from LMs only and avoid model-specific techniques.

We generate expansions from gpt-3.5-turbo² as it is inexpensive and shows strong performance in previous work (Wang et al., 2023a; Jagerman et al., 2023). Since using LMs to generate expansions for large collections would be prohibitive, we restrict our expansions to the reranking setting, e.g. the top 100 documents per query found from BM25 following Asai et al. (2022).³

2.1 Query Expansion

We use three types of query expansion, selecting the best methods from previous work. We note that although there are infinite strategies for prompting LMs to develop terms for search, these three provide the strongest candidates from the literature.

HyDE from Gao et al. (2022) HyDE provides task-specific instructions for the LM to generate a document that would answer that question. We use the prompts from their work when available.⁴

Chain of Thought from Wang et al. (2023a) Chain of Thought (CoT) for query expansion was inspired by Wei et al. (2022) and asks the model

²We use version gpt-3.5-turbo-0613. To show that our results generalize beyond this specific language model, we include results using alternative LMs (such as gpt-4-0613) in Appendix A that show the same conclusion. Prompts and example input/output can be found in Appendix D and C. We also explore the placement of these augmentations (should we prepend/append/replace the original query?) in Appendix B and show that this also makes little difference.

³Using gpt-3.5-turbo for just Doc2Query on the MS-Marco collection would cost roughly \$4,000 USD (8 million docs at 250 tokens each) as of September 2023. Thus we adopt the reranking setting (top 100 docs per query) in order to evaluate on many datasets.

⁴We use similar styled prompts for datasets not evaluated on in the original HyDE paper. We also append a phrase asking ChatGPT to be concise to match the original HyDE method which used the much more concise Davinci-003 model (see Appendix D for the full text of the prompts).

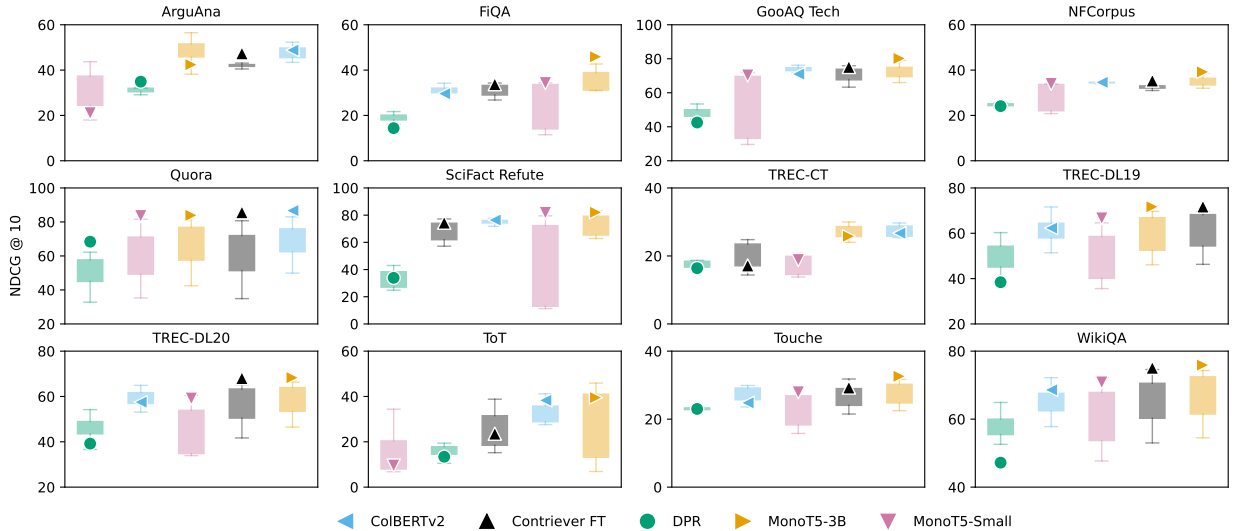


Figure 2: Effect of expansion over twelve datasets. For each dataset, markers show base performance for models, while the boxplot indicates the range of changes in scores for document and/or query expansion. Across all datasets and models, we note a consistent trend: models with **lower base performance benefit** from expansion; **higher performing rankers generally suffer** when expansion techniques are used.

Type	Model	DL Track 2019				FiQA				Arguana			
		Base	QE	DE	Both	Base	QE	DE	Both	Base	QE	DE	Both
First Stage	DPR	38.4	+6.6	+3.1	+10.8	14.4	+4.7	+1.7	+5.7	34.9	-7.1	+1.6	-4.4
	Contriever	49.0	+3.5	+4.0	+8.1	21.3	+3.6	+1.6	+5.1	45.8	-0.1	+2.9	-3.2
	Contriever FT	62.3	+1.6	-0.2	+0.6	29.6	+3.2	+0.6	+3.8	48.8	-3.6	+2.0	-2.5
	E5 Base v2	67.3	-3.4	-0.9	-3.7	37.8	-0.6	-3.8	-2.5	51.1	-8.4	+2.6	-5.7
	MPNet Base v2	68.3	-6.0	-2.9	-6.8	44.5	-4.1	-3.5	-5.7	47.6	-5.1	+5.3	-0.7
	E5 Small v2	69.1	-4.8	-1.9	-6.8	36.4	+0.4	-2.9	-0.6	46.1	-8.7	+2.7	-9.8
	GTE Large	70.0	-4.5	-1.3	-4.5	41.2	-2.0	-4.1	-3.2	56.8	-8.8	-0.9	-9.0
	E5 Large v2	70.1	-5.7	-1.7	-7.6	38.6	-0.9	-2.7	-3.2	48.9	-5.9	+3.2	-3.4
Rerankers	MonoT5-Small	66.6	-2.0	-2.8	-2.8	34.3	+0.1	-0.6	-0.3	21.1	+22.7	-3.0	+22.2
	MiniLM-2-v2	68.0	-3.2	-4.1	-5.1	27.5	-2.0	+0.6	-15.8	15.2	+11.4	+10.8	+11.2
	SPLADEv2	70.1	-4.3	-3.7	-5.6	33.4	+1.3	-0.2	+1.2	45.0	-4.5	-1.3	-4.0
	MonoBERT	70.4	-4.6	-2.0	-4.8	36.2	+0.2	-0.7	+0.0	50.1	-5.7	+2.5	-9.3
	MiniLM-4-v2	70.6	-3.0	-2.5	-4.9	33.8	+1.5	-0.3	+1.2	43.4	+0.4	+1.0	-0.8
	MonoT5-Base	71.5	-3.2	-1.4	-5.2	39.2	-1.2	-1.2	-0.9	27.0	+20.0	+0.7	+18.7
	MonoT5-3B	71.7	-2.8	-2.0	-5.0	45.9	-3.8	-3.2	-5.6	42.4	+6.8	-1.9	+5.2
	ColBERTv2	71.8	-4.2	-2.8	-6.4	33.8	-0.4	-0.3	-0.7	47.4	-5.2	-0.6	-4.8
	MiniLM-12-v2	72.0	-4.3	-4.5	-5.6	35.5	-0.4	-0.5	+0.0	33.2	+12.0	+1.1	+9.8
	MonoT5-Large	72.2	-4.0	-1.8	-5.6	42.8	-2.3	-2.3	-3.1	31.2	+14.8	-2.0	+14.8
	LLAMA	72.6	-2.9	-4.9	-7.7	40.0	-3.7	-4.9	-5.8	52.6	-3.9	-6.9	-9.4
	LLAMA v2	72.8	-4.2	-4.9	-9.3	41.1	-3.6	-7.4	-7.9	52.3	-1.5	-8.2	-7.0
	LLAMA v2-13B	73.6	-4.5	-5.4	-7.3	41.2	-4.5	-4.9	-7.0	49.4	-2.1	-6.0	-4.9

Table 1: Results for the best expansion strategies across different models. *QE* stands for query expansion (Q-LM PRF), *DE* for document expansion (Doc2Query), and *Both* for the combination (Q-LM PRF + Doc2Query). Colors indicate a **positive** or **negative** delta from the **non-augmented base score**. Notice that models with higher base scores are generally harmed by expansions while weaker models benefit from them.

to reason before giving the answer. As the reasoning includes relevant information to the query, this additional text is used as the query expansion. Similar techniques have been shown to be effective in multiple works (Jagerman et al., 2023; Wang et al., 2023a; Trivedi et al., 2022).

LM-based Pseudo Relevance Feedback (Q-LM PRF) PRF is a classical technique that shows retrieved documents to the model doing the expansion. We provide the top 3 relevant documents found using a bi-encoder model (Contriever) to

the LM. It produces a list of expansion terms and then updates the original question to include those terms in a new fluent question. LM-aided PRF has been shown broadly effective (Mackie et al., 2023; Jagerman et al., 2023; Wang et al., 2023c).

2.2 Document Expansion

Doc2Query There are fewer widespread LM document expansion techniques, with the main one being Doc2Query (Nogueira et al., 2019c). Work has found that improving the question generation model results in higher scores, hence we use Chat-

Axis	Dataset	# Queries	# Documents	Avg. D / Q	Q Len	D Len
In-Domain	TREC DL Track 2019 (Craswell et al., 2020)	43	8,841,823	212.5	5.4	56.6
	TREC DL Track 2020 (Craswell et al., 2021)	54	8,841,823	207.9	6.0	56.6
Domain Shift	FiQA-2018 (Maia et al., 2018)	648	57,600	2.6	10.9	137.4
	Gooaq Technical (Khashabi et al., 2021)	1,000	4,086	1.0	8.3	44.5
	NFCorpus (Boteva et al., 2016)	323	3,633	38.2	3.3	233.5
Relevance Shift	Touché-2020 (Bondarenko et al., 2020)	49	382,545	19.0	6.6	293.7
	SciFact Refute (Wadden et al., 2020)	64	5,183	1.2	12.1	214.8
Long Query Shift	Tip of My Tongue (Lin et al., 2023)	2,272	1,877	1.0	144.3	100.5
	TREC Clinical Trials '21 (Roberts et al., 2021)	75	375,580	348.8	133.3	919.5
	ArguAna (Wachsmuth et al., 2018)	1,406	8,674	1.0	197.1	170.3
Short Doc Shift	WikiQA (Yang et al., 2015)	369	26,196	1.2	6.3	25.1
	Quora (Iyer et al., 2017)	10,000	522,931	1.6	9.5	12.5

Table 2: Statistics of datasets used by type of generalization shift. Avg. D/Q indicates the number of relevant documents per query. Length is measured in words. The TREC DL Track uses MSMarco data (Nguyen et al., 2016).

Type	Model	DL 2019 Track			DL 2020 Track		
		DPR	Contriever FT	MonoT5-3B	DPR	Contriever FT	MonoT5-3B
–	Base	38.4	62.3	71.2	39.2	57.5	68.3
Query	HyDE	+18.8	+9.3	-4.0	+13.2	+7.4	-5.8
	CoT	+12.6	+2.7	-6.7	+5.5	+4.2	-9.3
	Q-LM PRF	+6.6	+1.6	-2.2	+6.3	+2.7	-3.0
Doc	D2Q	+3.1	-0.2	-1.2	+3.1	+1.3	-1.9
	D-LM PRF	-1.1	-15.5	-23.6	-2.6	-9.1	-19.3
Both	HyDE + D2Q	+21.9	+9.0	-4.5	+15.0	+6.2	-5.4
	CoT + D2Q	+15.1	+0.8	-7.3	+7.2	+4.2	-8.1
	Q-LM PRF + D2Q	+10.8	+0.6	-4.2	+8.1	+3.7	-3.3
	HyDE + D-LM PRF	+16.7	-3.1	-22.8	+11.4	+1.2	-17.9
	CoT + D-LM PRF	+10.9	-10.9	-25.0	+4.1	-4.4	-21.8
	Q+D LM PRF	+6.8	-5.6	-14.4	+4.5	-2.4	-11.8

Table 3: In-Domain performance on the TREC Deep Learning Tracks, according to various types of expansions, showing that expansion typically helps weaker models (like DPR) but hurts stronger models (especially large reranker models like MonoT5-3B). Colors indicate a **positive** or **negative** delta from the **non-augmented base score**.

GPT instead of T5 for our experiments (Nogueira et al., 2019a). See Appendix A for results using alternative LMs for document expansion.

LM-based Document PRF (D-LM PRF) Similar to the Q-LM PRF technique above, we propose a document expansion that draws pseudo-relevance from *related queries* instead of related documents. In this setting, where there exists a set of unjudged user queries, we show the LM the top 5 relevant queries and ask it to expand the original document to better answer them.

3 RQ1: How do different models impact query and document expansion?

Experimental Setting To understand the effects of different models on the helpfulness of LM-based expansions, we employ a wide variety of models from all major IR architectures: DPR (Karpukhin et al., 2020), ColBERT v2 (Santhanam et al., 2022),

SPLADE v2 (Formal et al., 2021a), MonoBERT (Nogueira et al., 2019b), the MonoT5 family of models (Nogueira et al., 2020), the E5 family of models (Wang et al., 2022b), GTE (Li et al., 2023), several MiniLM models with varying sizes (Wang et al., 2020), a11-mpnet-v2-base (Reimers and Gurevych, 2019) and Llama models (Touvron et al., 2023a,b) we fine-tune on MSMarco.⁵

Due to the exponential combination of models and datasets, we evaluate all models on three representative datasets in Table 1 (see §5 for details on datasets and types of generalization) and use five representative models (DPR, Contriever, ColBERTv2, MonoT5-small, and MonoT5-3B) on a larger suite of datasets (see Figure 2).

We show results in comparison to the “base” version (colored **grey**), e.g. the version without any

⁵Model information and weights are available at https://github.com/orionw/LLM-expansions/llama_for_ranking.md.

Type	Model	FiQA-2018			GooAQ Technical			NFCorpus		
		DPR	Contriever FT	MonoT5-3B	DPR	Contriever FT	MonoT5-3B	DPR	Contriever FT	MonoT5-3B
–	Base	14.4	29.6	45.9	42.5	71.0	80.2	24.1	34.6	39.1
Query	HyDE	+3.6	-0.3	-14.7	+3.1	+3.8	-10.0	+0.3	+0.0	-5.9
	CoT	+3.6	+0.4	-13.2	+2.0	+2.1	-9.7	-0.7	-0.6	-4.5
	Q-LM PRF	+4.7	+3.2	-3.8	+6.4	+1.9	-3.4	+0.2	-0.4	-2.7
Doc	D2Q	+1.7	+0.6	-3.2	+6.4	+3.0	-1.1	+1.3	+0.6	-0.5
	D-LM PRF	+3.3	+1.6	-12.5	+3.8	+0.6	-11.4	+0.3	-0.3	-0.7
Both	HyDE + D2Q	+4.5	+0.4	-14.8	+8.2	+5.2	-7.4	+1.6	+0.1	-7.2
	CoT + D2Q	+4.4	+0.2	-13.4	+7.2	+3.8	-6.9	+0.8	+0.0	-5.6
	Q-LM PRF + D2Q	+5.7	+3.8	-5.6	+10.9	+4.2	-4.1	+1.4	-0.1	-3.0
	HyDE + D-LM PRF	+5.8	+1.2	-14.8	+5.3	+2.7	-14.2	+0.8	+0.1	-6.3
	CoT + D-LM PRF	+6.2	+1.7	-14.9	+3.6	+1.9	-13.6	-0.1	-0.2	-4.2
	Q+D LM PRF	+7.3	+4.6	-8.4	+7.9	+3.5	-6.4	+0.2	+0.0	-2.8

Table 4: How different expansions affect results on datasets that measure **Domain Shift**. Colors indicate a **positive** or **negative** delta from the **non-augmented base score**. Notice that models with higher base scores are generally harmed by expansions while weaker models benefit from them.

Type	Model	Touche-2020			Scifact-Refute		
		DPR	Contriever FT	MonoT5-3B	DPR	Contriever FT	MonoT5-3B
–	Base	23.0	24.8	32.6	33.9	76.4	82.1
Query	HyDE	-0.3	+4.8	-5.9	-9.1	-0.9	-12.3
	CoT	+0.3	+5.1	-7.4	-7.6	+0.3	-8.8
	Q-LM PRF	+0.6	+3.9	-1.3	+6.5	+1.1	-1.7
Doc	D2Q	-0.2	+0.0	-0.9	+2.0	-1.8	+0.9
	D-LM PRF	-0.2	-1.2	-8.3	+2.5	-4.6	-16.5
Both	HyDE + D2Q	-0.1	+5.0	-3.0	-6.1	-1.0	-16.6
	CoT + D2Q	+0.3	+2.6	-5.4	-6.5	-1.1	-16.9
	Q-LM PRF + D2Q	-0.1	+1.0	-2.0	+9.1	+1.3	-1.1
	HyDE + D-LM PRF	+0.5	+1.4	-10.1	-5.2	-2.9	-17.6
	CoT + D-LM PRF	-0.2	+0.8	-8.4	-7.2	-1.5	-19.3
	Q+D LM PRF	+0.3	+2.5	-2.7	+7.6	-2.5	-4.0

Table 5: How different expansions affect results on datasets that measure **Relevance Shift**.

expansion. Values above zero (e.g. greater than the no-expansion-LM version) are colored **blue** while values below the base are colored **red**. Colors are scaled linearly according to the difference between the base value and the min/max (*i.e.*, the worst value in the column will be the max red, while the best value will be max blue, all others will be shaded in between).

Effect of Different Models Our results with all models (Figure 1) shows a consistent pattern: as base performance on a task increases, the gains from expansion decrease. We also see this trend from Table 1 (note that ArguAna results are sorted by MSMarco performance, when sorted by ArguAna they appear as in Figure 1). Interestingly, these results do not depend on the model architecture: this is true for bi-encoders, late-interaction models, neural sparse models, and cross-encoders.

However, do these results hold for other datasets? Figure 2 answers this and shows the

distributions of scores changes for models when using expansions over a wide range of datasets. We find the same pattern: models that perform better (such as MonoT5-3B) get less from expansions.

4 RQ2: How do different distribution shifts impact these results?

Experimental Setting We evaluate how query and document expansion are impacted by different distribution shifts: in-domain/no shift (MSMarco), domain shift (e.g. medical, code, legal), relevance shift (finding the opposite or a counterargument), and format shift (queries that are long documents or documents that are short). The datasets we use and their descriptive statistics are in Table 2. We use three representative models for these experiments.

In-Domain We use two datasets that test performance on the MSMarco collection: TREC Deep Learning Tracks 2019 and 2020 (Craswell et al.,

Type	Model	Tip of My Tongue			TREC CT 2021			Arguana		
		DPR	Contriever FT	MonoT5-3B	DPR	Contriever FT	MonoT5-3B	DPR	Contriever FT	MonoT5-3B
	Base	13.4	38.3	39.5	16.4	26.7	25.8	34.9	48.8	40.6
Query	HyDE	+3.0	-9.4	-26.8	+0.3	+2.1	+4.2	-4.5	-5.4	+15.8
	CoT	+2.1	-9.5	-23.3	+2.3	+3.0	+3.0	-5.8	-5.3	+11.3
	Q-LM PRF	-2.9	-1.9	+6.4	+2.2	+0.6	-0.1	-7.1	-3.6	+8.3
Doc	D2Q	+1.6	-3.2	-8.5	+0.3	-1.3	-1.8	+1.6	+2.0	-2.1
	D-LM PRF	+5.5	+2.9	+0.9	-0.7	-0.9	+0.6	+2.3	+3.5	-2.5
Both	HyDE + D2Q	+3.6	-10.7	-29.7	+0.4	+2.1	+2.7	-2.8	-2.5	+12.9
	CoT + D2Q	+2.2	-10.6	-25.3	+2.3	+1.5	-0.1	-4.3	-3.0	+10.6
	Q-LM PRF + D2Q	-1.8	-4.7	+2.1	+0.7	-0.9	-0.2	-4.4	-2.5	+6.9
	HyDE + D-LM PRF	+6.0	-7.2	-32.6	+0.0	+1.0	+3.2	-3.0	+1.0	+10.3
	CoT + D-LM PRF	+5.3	-7.4	-25.8	+1.9	+2.7	+1.0	-4.0	+0.9	+8.8
	Q+D LM PRF	+0.7	+1.6	+6.4	+0.6	-1.0	+0.4	-4.0	-0.2	+3.3

Table 6: How different expansions affect results on datasets that measure **Long Query Format Shift**. Colors indicate a **positive** or **negative** delta from the **non-augmented base score**. Unlike previous results, notice that all model benefit from some type of expansions on all three datasets.

Type	Model	WikiQA			Quora		
		DPR	Contriever FT	MonoT5-3B	DPR	Contriever FT	MonoT5-3B
	Base	47.2	68.6	75.9	68.4	86.7	83.9
Query	HyDE	+16.4	+3.6	-1.6	-15.4	-13.8	-8.2
	CoT	+9.8	-0.9	-6.1	-32.3	-31.5	-35.4
	Q-LM PRF	+11.9	-2.2	-4.2	-13.8	-11.4	-7.0
Doc	D2Q	+5.4	-1.8	-1.7	-6.2	-3.7	+0.0
	D-LM PRF	-2.8	-10.8	-21.4	-10.0	-15.6	-17.0
Both	HyDE + D2Q	+17.7	+2.1	-2.7	-11.4	-10.1	-7.1
	CoT + D2Q	+11.3	-1.5	-6.9	-25.7	-26.3	-32.5
	Q-LM PRF + D2Q	+13.0	-1.1	-6.2	-9.4	-8.7	-6.9
	HyDE + D-LM PRF	+12.6	-6.2	-18.0	-21.1	-22.1	-20.2
	CoT + D-LM PRF	+7.0	-10.3	-19.0	-35.6	-36.8	-41.4
	Q+D LM PRF	+9.5	-6.1	-10.8	-19.4	-19.6	-17.8

Table 7: How different expansions affect results on datasets that measure **Short Document Format Shift**. Colors indicate a **positive** or **negative** delta from the **non-augmented base score**. Notice that models with higher base scores are generally harmed by expansions while weaker models benefit from them.

2020, 2021)⁶. Nearly all retrieval models use MS-Marco for training, hence these are *in-domain*.

Domain Shift In this setting models must generalize from their training on standard web documents (e.g. MSMarco) to new domains, such as legal or medical text. This type of shift is made difficult by specialized vocabulary in these domains. We use NFCorpus (medical) (Boteva et al., 2016), GooAQ Technical (code) (Khashabi et al., 2021), and FiQA-2018 (finance) (Maia et al., 2018).

Relevance Shift This setting is characterized by a difference in the way *relevance* is defined. Standard retrieval models have learned to define relevance in terms of casual web searches. However,

⁶Despite the different names, TREC DL 2019 and 2020 use the same document collection as MSMarco, albeit with new queries and relevance judgements.

there are other situations where this differs, such as queries that are looking for opposites, counter-arguments, or neutral information. We use two datasets that search for refutations or counterarguments: Touché-2020 (Bondarenko et al., 2020) and a subset of SciFact (Wadden et al., 2020) whose gold documents refute the queries claims.

Format Shift Another type of shift is the length of inputs: generally, queries are short and documents are paragraph-sized. However, there are situations where queries could be document-sized or the documents could be short. This shift tests whether models can generalize new length formats.

We consider two groups of datasets: for *shift to long query* we use Tip of My Tongue (Lin et al., 2023), TREC Clinical Trials Track 2021 (Roberts et al., 2021), and ArguAna (Wachsmuth et al., 2018). For *shift to short document*, we use two

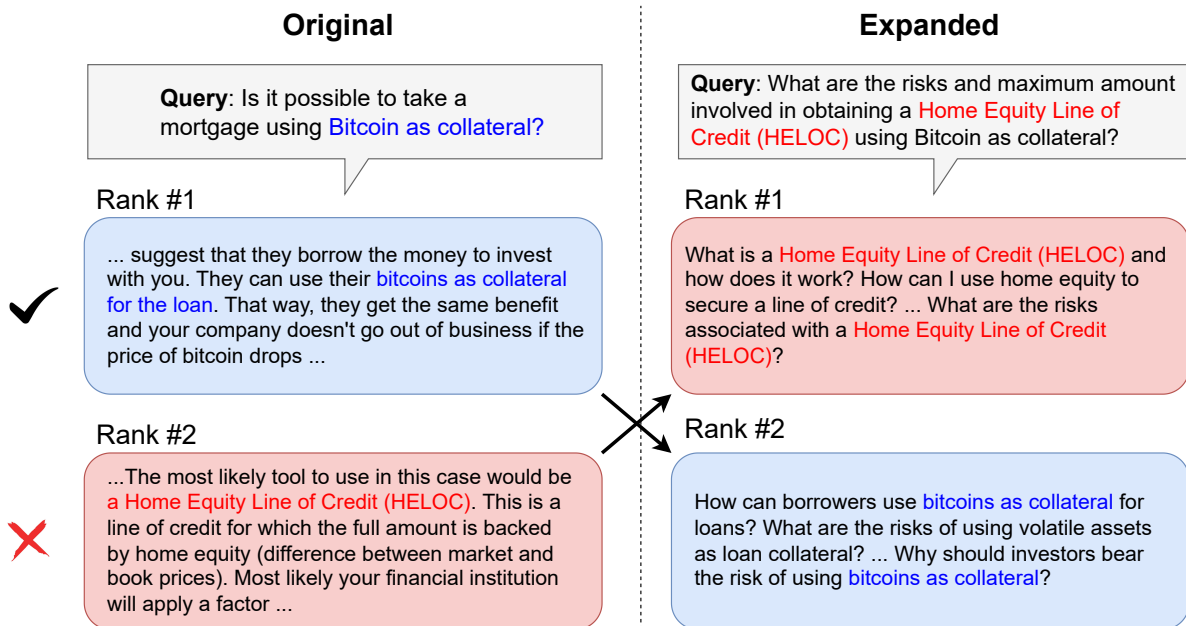


Figure 3: An example of expansions obscuring the relevance signal. The non-relevant document in red was ranked higher than the relevant blue document due to the phrase “Home Equity Line of Credit” being added to the query. The left side indicates original query and documents while the right side shows the query and document expansions.

datasets: Quora (Iyer et al., 2017) and WikiQA (Yang et al., 2015).⁷

4.1 Results by Type of Shift

Table 3 shows results for in-domain data on the 2019 and 2020 Deep Learning TREC Tracks. We see that weaker models improve with different expansion types, with DPR improving for almost every expansion and the stronger Contriever showing minor improvements for some combinations. However, when we move to the stronger models (e.g., MonoT5-3B), we find that all of these gains disappear and expansions hurt the model.

We find that this trend holds in most other categories of shift: Table 4 for domain shift, Table 5 for relevance shift, and Table 7 for short document shift. Note that Figure 2 also shows this visually.

The exceptions to this pattern occur only in format shift: for Quora (Table 5) where all models are harmed with expansion and for long query shift (Table 6) where expansions generally help most models. When we examine why expansions help for long query shift, we find that it transforms the query to become more “standard” (i.e., short) for MSMarco trained models (e.g., for ArguAna the query changes from a long document of an argument to one shorter question that summarizes it).

⁷Due to the Twitter API restrictions, we could not use Signal from BEIR.

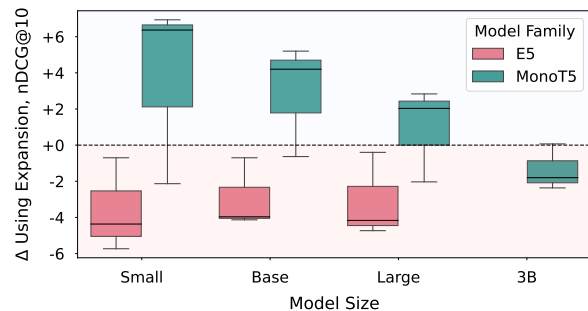


Figure 4: Effect of scale on the impact of expansions (Table 1, MonoT5). Larger models use expansions less.

As no model evaluated in this work is fine-tuned on long queries, it is an open-question of whether additional training would make this category of generalisation easier for models and less reliant on expansions.

5 RQ3: Why do expansions hurt stronger IR models?

Sections 3 and 4 show that strong IR models do not benefit from expansions. But why is this true? One suggestion might be that larger models are better able to take advantage of the information in the original documents. We test this hypothesis and provide an error analysis to answer these questions.

5.1 Effect of Model Size

To show whether it is solely model size that impacts the gains from expansion, we use two different families of models: MonoT5 and E5. If model size is the cause, we would expect to see larger models gain less from expansions for both families.

However, Figure 4 shows that model scale is inversely correlated with gains from expansion for the MonoT5-family, but not the E5-family. The crucial difference between them⁸ can be attributed to the E5 models having similar performance scores across sizes whereas T5 has a much wider range: T5 differs by 21 nDCG@10 points on ArguAna from 3B to small while E5 differs by only 3 points from large to small. Thus, we see that model size impacts gains from expansions only in tandem with the correlation between model size and performance.

5.2 Error Analysis

If model size is not the reason for this phenomena, what could be causing it? To gain an intuition on possible failures of LM-based expansion, we annotate 30 examples from three datasets where performance declines when expanding both queries and documents.

We find that out of the 30 examples, two are false negatives, *i.e.*, relevant documents that are unjudged and not labeled as relevant (both from FiQA). Of the remaining 28, all errors are due to the expanded version including keywords that hurt the ranking: deemphasizing pertinent keywords by shifting focus to less salient keywords that were already present or to new keywords added by the expansion. An example of this behavior is in Figure 3, where we can see how query expansion added the term “*Home Equity Line of Credit*” and distracted from the main focus of the question (using bitcoins as collateral). On the other hand, when no irrelevant information is introduced by LMs, well tuned ranker models can accurately estimate relevance of subtly different documents.

6 Discussion

Our results indicate three phenomena regarding query expansion using LMs: (i) expansion generally benefit weaker models, such as DPR, while better performing rankers, such as T5, are penal-

⁸Another obvious difference is that E5 is a bi-encoder while MonoT5 is not. However, previous work (Muennighoff, 2022) has shown that bi-encoders also improve with scale.

ized; (ii) exceptions are observed in case of severe distribution shift, such with very long queries; finally, (iii) when model performance is negatively impacted, the cause is generally expansion weakening the original relevance signal.

This implies that even though the LMs are orders of magnitude larger and more powerful than smaller rerankers, they should not be used to augment strong performing IR models without careful testing. The strong performance of reranker models for generalization confirms previous work by (Rosa et al., 2022a). Further, Table 3 indicates this characterization of LM expansion also holds even when models are tested on in-domain collections (no distribution shift).

Interestingly, our experiments find that the only distribution shift that consistently needs expansion is long query format shift; we found no equivalent result for domain, document, or relevance shift. Future work may examine whether improved training techniques on longer queries can overcome this limitation or whether longer queries are innately more difficult for ranking tasks.

7 Related Work

Large Scale Analyses in Neural IR Comprehensive analysis in retrieval have provided great insight into practical uses of retrieval. These include many aspects of information retrieval, including interpretability (MacAvaney et al., 2022), domain changes (Lupart et al., 2023), syntax phenomena (Chari et al., 2023; Weller et al., 2023), and relationship between neural models and classical IR approaches (Formal et al., 2021b; Chen et al., 2022).

Generalization in Neural IR As retrieval models have become more effective, attention has turned to improving and evaluating the way that IR models generalize to out-of-distribution datasets (e.g. not MSMarco-like corpora). One prominent example of this is the BEIR dataset suite (Thakur et al., 2021), which is commonly used for retrieval evaluation. Much other work has proposed new datasets for types of shift (e.g. MTEB (Muennighoff et al., 2023) among others (Han et al., 2023; Ravfogel et al., 2023; Weller et al., 2023; Mayfield et al., 2023)), as well as many new modeling strategies for better zero-shot retrieval (Dai et al., 2022; Wang et al., 2022a). We follow these works by showing different types of generalization and

whether these type of shift change the results for LM-based expansion techniques.

Effect of Scale on Neural IR Models As in Natural Language Processing (NLP), IR models typically improve with scale (Nogueira et al., 2020) but are also more heavily constrained, due to the requirement of processing millions of documents in real-time for live search. Thus, most first-stage IR models typically use a BERT backbone (Santhanam et al., 2022; Izacard et al., 2021) while reranker models have scaled to the billions of parameters (Nogueira et al., 2020). Previous work on scaling bi-encoder architectures have also shown performance gains from scale (Muennighoff, 2022), but scaling up first-stage retrieval is less common than scaling cross-encoders.

Due to the effectiveness of larger models, recent work has even shown that a better first-stage model does not lead to improvements over a BM25 + reranker pipeline (Rosa et al., 2022a). Thus, for our experiments we use BM25 as first stage retrieval and show results reranking those.

8 Conclusion

We conduct the first large scale analysis on large language model (LM) based query and document expansion, studying how model performance, architecture, and size affects these results. We find that these expansions improve weaker IR models while generally harming performance for the strongest models (including large rerankers and heavily optimized first-stage models). We further show that this negative correlation between model performance and gains from expansion are true for a wide variety of out of distribution datasets, except for long query shift, where this correlation is weaker. Overall, our results indicate that LM expansion should not be used for stronger IR models and should instead be confined to weaker retrieval models.

Limitations

- This work does not train rankers to deal with augmentations. That might mitigate negative effects of some expansions, although it requires having access to supervised data, which might not be available on out-of domain tasks.
- Deciding whether to use augmentation requires having access to evaluation data for the target domain; in some cases, such data might not be available.
- In the current version of the manuscript, we tested our approach with commercial language models available via paid APIs. We feel this is justified since our contributions are independent from the specific model used, as long as it can follow instruction given. Nevertheless, use of commercial APIs limits reproducibility and present a significant barrier to those who cannot get access to the model.
- Similarly, a replication of this work would require access to significant computational resources, including GPUs. A rough estimate shows that generating results for this paper required north of 10,000 A6000 GPU hours, with further 5,000 hours required to reach develop a stable experimental platform.
- This work only studies datasets in English. While LM augmentations could play an important role in improving non-English, cross-lingual, and multilingual information retrieval, they require careful analysis.

Ethical Considerations

- This work shows that LM augmentations make mistakes; while our system never returns output of LM, inaccuracies might result in non-relevant documents being presented to users.

References

- Akari Asai, Timo Schick, Patrick Lewis, Xilun Chen, Gautier Izacard, Sebastian Riedel, Hannaneh Hajishirzi, and Wen-tau Yih. 2022. *Task-aware retrieval with instructions*. *ArXiv preprint*, abs/2211.09260.
- Alexander Bondarenko, Maik Fröbe, Meriem Beloucif, Lukas Gienapp, Yamen Ajjour, Alexander Panchenko, Chris Biemann, Benno Stein, Henning Wachsmuth, Martin Potthast, and Matthias Hagen. 2020. *Overview of Touché 2020: Argument Retrieval*. In *Working Notes Papers of the CLEF 2020 Evaluation Labs*, volume 2696 of *CEUR Workshop Proceedings*.
- Vera Boteva, Demian Gholipour, Artem Sokolov, and Stefan Riezler. 2016. *A full-text learning to rank dataset for medical information retrieval*. In *Proceedings of the 38th European Conference on Information Retrieval (ECIR 2016)*, pages 716–722.
- Andreas Chari, Sean MacAvaney, and Iadh Ounis. 2023. *On the effects of regional spelling conventions in retrieval models*. *Proceedings of the 46th International ACM SIGIR Conference on Research and Development in Information Retrieval*.

- Xilun Chen, Kushal Lakhota, Barlas Oguz, Anchit Gupta, Patrick Lewis, Stan Peshterliev, Yashar Mehdad, Sonal Gupta, and Wen-tau Yih. 2022. [Salient phrase aware dense retrieval: Can a dense retriever imitate a sparse one?](#) In *Findings of the Association for Computational Linguistics: EMNLP 2022*, pages 250–262, Abu Dhabi, United Arab Emirates. Association for Computational Linguistics.
- Nick Craswell, Bhaskar Mitra, Emine Yilmaz, and Daniel Campos. 2021. [Overview of the trec 2020 deep learning track](#).
- Nick Craswell, Bhaskar Mitra, Emine Yilmaz, Daniel Campos, and Ellen M Voorhees. 2020. [Overview of the trec 2019 deep learning track](#). *ArXiv preprint*, abs/2003.07820.
- Zhuyun Dai, Vincent Zhao, Ji Ma, Yi Luan, Jianmo Ni, Jing Lu, Anton Bakalov, Kelvin Guu, Keith B. Hall, and Ming-Wei Chang. 2022. [Promptagator: Few-shot dense retrieval from 8 examples](#). *ArXiv preprint*, abs/2209.11755.
- Thibault Formal, Carlos Lassance, Benjamin Piwowarski, and Stéphane Clinchant. 2021a. [Splade v2: Sparse lexical and expansion model for information retrieval](#). *ArXiv preprint*, abs/2109.10086.
- Thibault Formal, Benjamin Piwowarski, and Stéphane Clinchant. 2021b. [Match your words! a study of lexical matching in neural information retrieval](#). In *European Conference on Information Retrieval*.
- Luyu Gao, Xueguang Ma, Jimmy Lin, and Jamie Callan. 2022. [Precise zero-shot dense retrieval without relevance labels](#). *ArXiv preprint*, abs/2212.10496.
- Rujun Han, Peng Qi, Yuhao Zhang, Lan Liu, Juliette Burger, William Yang Wang, Zhiheng Huang, Bing Xiang, and Dan Roth. 2023. [Robustqa: Benchmarking the robustness of domain adaptation for open-domain question answering](#). In *Annual Meeting of the Association for Computational Linguistics*.
- Shankar Iyer, Nikhil Dandekar, and Kornél Csernai. 2017. Quora question pairs. *First Quora Dataset Release: Question Pairs*.
- Gautier Izacard, Mathilde Caron, Lucas Hosseini, Sebastian Riedel, Piotr Bojanowski, Armand Joulin, and Edouard Grave. 2021. [Unsupervised dense information retrieval with contrastive learning](#). *ArXiv preprint*, abs/2112.09118.
- Rolf Jagerman, Honglei Zhuang, Zhen Qin, Xuanhui Wang, and Michael Bendersky. 2023. [Query expansion by prompting large language models](#). *ArXiv preprint*, abs/2305.03653.
- Vitor Jeronimo, Luiz Bonifacio, Hugo Abonizio, Marzieh Fadaee, Roberto Lotufo, Jakub Zavrel, and Rodrigo Nogueira. 2023. [Inpars-v2: Large language models as efficient dataset generators for information retrieval](#). *ArXiv preprint*, abs/2301.01820.
- Vladimir Karpukhin, Barlas Oguz, Sewon Min, Patrick Lewis, Ledell Wu, Sergey Edunov, Danqi Chen, and Wen Tau Yih. 2020. Dense passage retrieval for open-domain question answering. In *2020 Conference on Empirical Methods in Natural Language Processing, EMNLP 2020*, pages 6769–6781. Association for Computational Linguistics (ACL).
- Daniel Khashabi, Amos Ng, Tushar Khot, Ashish Sabharwal, Hannaneh Hajishirzi, and Chris Callison-Burch. 2021. [GooAQ: Open question answering with diverse answer types](#). In *Findings of the Association for Computational Linguistics: EMNLP 2021*, pages 421–433, Punta Cana, Dominican Republic. Association for Computational Linguistics.
- Zehan Li, Xin Zhang, Yanzhao Zhang, Dingkun Long, Pengjun Xie, and Meishan Zhang. 2023. [Towards general text embeddings with multi-stage contrastive learning](#). *ArXiv preprint*, abs/2308.03281.
- Kevin Lin, Kyle Lo, Joseph E Gonzalez, and Dan Klein. 2023. [Decomposing complex queries for tip-of-the-tongue retrieval](#). *ArXiv preprint*, abs/2305.15053.
- Simon Lupart, Thibault Formal, and Stéphane Clinchant. 2023. Ms-shift: An analysis of ms marco distribution shifts on neural retrieval. In *Advances in Information Retrieval*, pages 636–652, Cham. Springer Nature Switzerland.
- Sean MacAvaney, Sergey Feldman, Nazli Goharian, Doug Downey, and Arman Cohan. 2022. [ABNIRML: Analyzing the behavior of neural IR models](#). *Transactions of the Association for Computational Linguistics*, 10:224–239.
- Iain Mackie, Shubham Chatterjee, and Jeffrey Stephen Dalton. 2023. [Generative relevance feedback with large language models](#). *Proceedings of the 46th International ACM SIGIR Conference on Research and Development in Information Retrieval*.
- Macedo Maia, Siegfried Handschuh, André Freitas, Brian Davis, Ross McDermott, Manel Zarrouk, and Alexandra Balahur. 2018. [Www’18 open challenge: Financial opinion mining and question answering](#). In *Companion Proceedings of the The Web Conference 2018, WWW ’18*, page 1941–1942, Republic and Canton of Geneva, CHE. International World Wide Web Conferences Steering Committee.
- James Mayfield, Eugene Yang, Dawn J Lawrie, Samuel Barham, Orion Weller, Marc Mason, Suraj Nair, and Scott Miller. 2023. [Synthetic cross-language information retrieval training data](#). *ArXiv preprint*, abs/2305.00331.
- Niklas Muennighoff. 2022. [Sgpt: Gpt sentence embeddings for semantic search](#). *ArXiv preprint*, abs/2202.08904.
- Niklas Muennighoff, Nouamane Tazi, Loic Magne, and Nils Reimers. 2023. [MTEB: Massive text embedding benchmark](#). In *Proceedings of the 17th Conference*

- of the European Chapter of the Association for Computational Linguistics, pages 2014–2037, Dubrovnik, Croatia. Association for Computational Linguistics.
- Tri Nguyen, Mir Rosenberg, Xia Song, Jianfeng Gao, Saurabh Tiwary, Rangan Majumder, and Li Deng. 2016. Ms marco: A human generated machine reading comprehension dataset. *choice*, 2640:660.
- Rodrigo Nogueira, Zhiying Jiang, Ronak Pradeep, and Jimmy Lin. 2020. [Document ranking with a pre-trained sequence-to-sequence model](#). In *Findings of the Association for Computational Linguistics: EMNLP 2020*, pages 708–718, Online. Association for Computational Linguistics.
- Rodrigo Nogueira, Jimmy Lin, and AI Epistemic. 2019a. From doc2query to docttttquery. *Online preprint*, 6:2.
- Rodrigo Nogueira, Wei Yang, Kyunghyun Cho, and Jimmy Lin. 2019b. [Multi-stage document ranking with bert](#). *ArXiv preprint*, abs/1910.14424.
- Rodrigo Nogueira, Wei Yang, Jimmy Lin, and Kyunghyun Cho. 2019c. [Document expansion by query prediction](#). *ArXiv preprint*, abs/1904.08375.
- Shauli Ravfogel, Valentina Pyatkin, Amir D. N. Cohen, Avshalom Manevich, and Yoav Goldberg. 2023. [Retrieving texts based on abstract descriptions](#). *ArXiv preprint*, abs/2305.12517.
- Nils Reimers and Iryna Gurevych. 2019. [Sentence-BERT: Sentence embeddings using Siamese BERT-networks](#). In *Proceedings of the 2019 Conference on Empirical Methods in Natural Language Processing and the 9th International Joint Conference on Natural Language Processing (EMNLP-IJCNLP)*, pages 3982–3992, Hong Kong, China. Association for Computational Linguistics.
- Kirk Roberts, Dina Demner-Fushman, Ellen M Voorhees, Steven Bedrick, and William R Hersh. 2021. Overview of the trec 2021 clinical trials track. In *Proceedings of the Thirtieth Text REtrieval Conference (TREC 2021)*.
- Guilherme Rosa, Luiz Bonifacio, Vitor Jeronymo, Hugo Abonizio, Marzieh Fadaee, Roberto Lotufo, and Rodrigo Nogueira. 2022a. [In defense of cross-encoders for zero-shot retrieval](#). *ArXiv preprint*, abs/2212.06121.
- Guilherme Moraes Rosa, Luiz Henrique Bonifacio, Vitor Jeronymo, Hugo Abonizio, Marzieh Fadaee, Roberto de Alencar Lotufo, and Rodrigo Nogueira. 2022b. [No parameter left behind: How distillation and model size affect zero-shot retrieval](#). *ArXiv preprint*, abs/2206.02873.
- Keshav Santhanam, Omar Khattab, Jon Saad-Falcon, Christopher Potts, and Matei Zaharia. 2022. [ColBERTv2: Effective and efficient retrieval via lightweight late interaction](#). In *Proceedings of the 2022 Conference of the North American Chapter of the Association for Computational Linguistics: Human Language Technologies*, pages 3715–3734, Seattle, United States. Association for Computational Linguistics.
- Nandan Thakur, Nils Reimers, Andreas Rücklé, Abhishek Srivastava, and Iryna Gurevych. 2021. [BEIR: A heterogeneous benchmark for zero-shot evaluation of information retrieval models](#). In *Thirty-fifth Conference on Neural Information Processing Systems Datasets and Benchmarks Track (Round 2)*.
- Hugo Touvron, Thibaut Lavril, Gautier Izacard, Xavier Martinet, Marie-Anne Lachaux, Timothée Lacroix, Baptiste Rozière, Naman Goyal, Eric Hambro, Faisal Azhar, et al. 2023a. [Llama: Open and efficient foundation language models](#). *ArXiv preprint*, abs/2302.13971.
- Hugo Touvron, Louis Martin, Kevin Stone, Peter Albert, Amjad Almahairi, Yasmine Babaei, Nikolay Bashlykov, Soumya Batra, Prajjwal Bhargava, Shrutu Bhosale, et al. 2023b. [Llama 2: Open foundation and fine-tuned chat models](#). *ArXiv preprint*, abs/2307.09288.
- Harsh Trivedi, Niranjan Balasubramanian, Tushar Khot, and Ashish Sabharwal. 2022. [Interleaving retrieval with chain-of-thought reasoning for knowledge-intensive multi-step questions](#). *ArXiv preprint*, abs/2212.10509.
- Henning Wachsmuth, Shahbaz Syed, and Benno Stein. 2018. [Retrieval of the best counterargument without prior topic knowledge](#). In *Proceedings of the 56th Annual Meeting of the Association for Computational Linguistics (Volume 1: Long Papers)*, pages 241–251, Melbourne, Australia. Association for Computational Linguistics.
- David Wadden, Shanchuan Lin, Kyle Lo, Lucy Lu Wang, Madeleine van Zuylen, Arman Cohan, and Hannaneh Hajishirzi. 2020. [Fact or fiction: Verifying scientific claims](#). In *Proceedings of the 2020 Conference on Empirical Methods in Natural Language Processing (EMNLP)*, pages 7534–7550, Online. Association for Computational Linguistics.
- Kexin Wang, Nandan Thakur, Nils Reimers, and Iryna Gurevych. 2022a. [GPL: Generative pseudo labeling for unsupervised domain adaptation of dense retrieval](#). In *Proceedings of the 2022 Conference of the North American Chapter of the Association for Computational Linguistics: Human Language Technologies*, pages 2345–2360, Seattle, United States. Association for Computational Linguistics.
- Liang Wang, Nan Yang, Xiaolong Huang, Binxing Jiao, Linjun Yang, Daxin Jiang, Rangan Majumder, and Furu Wei. 2022b. [Text embeddings by weakly-supervised contrastive pre-training](#). *ArXiv preprint*, abs/2212.03533.
- Liang Wang, Nan Yang, and Furu Wei. 2023a. [Query2doc: Query expansion with large language models](#). *ArXiv preprint*, abs/2303.07678.

Wenhui Wang, Furu Wei, Li Dong, Hangbo Bao, Nan Yang, and Ming Zhou. 2020. [Minilm: Deep self-attention distillation for task-agnostic compression of pre-trained transformers](#). In *Advances in Neural Information Processing Systems 33: Annual Conference on Neural Information Processing Systems 2020, NeurIPS 2020, December 6-12, 2020, virtual*.

Xiao Wang, Sean MacAvaney, Craig Macdonald, and Iadh Ounis. 2023b. Effective contrastive weighting for dense query expansion. In *Proceedings of the 61st Annual Meeting of the Association for Computational Linguistics (Volume 1: Long Papers)*, pages 12688–12704.

Xiao Wang, Sean MacAvaney, Craig Macdonald, and Iadh Ounis. 2023c. [Generative query reformulation for effective adhoc search](#). *ArXiv preprint, abs/2308.00415*.

Xiao Wang, Craig Macdonald, Nicola Tonellotto, and Iadh Ounis. 2023d. Colbert-prf: Semantic pseudo-relevance feedback for dense passage and document retrieval. *ACM Transactions on the Web*, 17(1):1–39.

Jason Wei, Xuezhi Wang, Dale Schuurmans, Maarten Bosma, Fei Xia, Ed Chi, Quoc V Le, Denny Zhou, et al. 2022. Chain-of-thought prompting elicits reasoning in large language models. *Advances in Neural Information Processing Systems*, 35:24824–24837.

Orion Weller, Dawn J Lawrie, and Benjamin Van Durme. 2023. [Nevir: Negation in neural information retrieval](#). *ArXiv preprint, abs/2305.07614*.

Yi Yang, Wen-tau Yih, and Christopher Meek. 2015. [WikiQA: A challenge dataset for open-domain question answering](#). In *Proceedings of the 2015 Conference on Empirical Methods in Natural Language Processing*, pages 2013–2018, Lisbon, Portugal. Association for Computational Linguistics.

Andrew Yates, Rodrigo Nogueira, and Jimmy Lin. 2021. [Pretrained transformers for text ranking: BERT and beyond](#). In *Proceedings of the 2021 Conference of the North American Chapter of the Association for Computational Linguistics: Human Language Technologies: Tutorials*, pages 1–4, Online. Association for Computational Linguistics.

A Different LMs for Expansion

Here we show results for GPT-4 expansions instead of ChatGPT in [Table 8](#). We can see that although absolute numbers differ slightly, there is no change to the trends discussed in the main paper: i.e. that stronger models are harmed by expansions while weaker models benefit. We swap FiQA for NFCorpus due to the larger collection size and increased costs of annotating with GPT-4.

B Placement of Expansions

In [Table 9](#) we show different placements of expansions (i.e. do we prepend/append/replace the original query when doing query expansion?). We find that the placement does not make a significant difference to our overall results, as the core conclusion of the paper remains the same.

C Example Input/Output for expansions

Here we show example input and output for expansion for query and document expansions.

C.1 Document Expansion

We show example expansion from this document from MSMarco:

Whale Shark. The Whale Shark is the largest and the heaviest living shark because its weight is more than 21 tons and its length is more than 12 meter. It is found in open oceans and warm waters. It feeds on plankton but some times it also uses other small fishes as food.

C.1.1 Doc2Query

What is the largest and heaviest living shark in the world?
What are the characteristics of the Whale Shark?
Where can the Whale Shark be found?
What does the Whale Shark feed on?
What is the size and weight of the Whale Shark?

C.1.2 D-LM PRF

The Whale Shark is the largest and heaviest living shark, weighing over 21 tons and measuring over 12 meters in length. It is found in open oceans and warm waters. While it primarily feeds on plankton, it occasionally consumes other small fishes as well.

C.2 Query Expansion

For the MSMarco query “why did the us volunteer enter ww1” the following output was generated. For prompt formatting, see [Appendix D](#).

Type	Model	TREC DL 2019			NFCorpus			Arguana		
		DPR	Contriever FT	MonoT5-3B	DPR	Contriever FT	MonoT5-3B	DPR	Contriever FT	MonoT5-3B
	Base	38.4	62.3	71.7	24.1	34.6	39.2	34.9	48.8	42.4
ChatGPT	Q-LM PRF	+6.6	+1.6	-2.8	+0.2	-0.4	-2.8	-7.1	-3.6	+6.8
	D2Q	+3.1	-0.2	-2.0	+1.3	+0.6	-0.5	+1.6	+2.0	-1.9
	Q-LM PRF + D2Q	+10.8	+0.6	-5.0	+1.4	-0.1	-3.0	-4.4	-2.5	+5.2
GPT-4	Q-LM PRF	+13.3	+5.2	-0.6	-7.8	-17.5	-22.6	-6.2	-4.5	+4.5
	D2Q	-4.3	-14.0	-2.3	+1.2	+1.0	-0.1	+0.9	+1.2	+0.2
	Q-LM PRF + D2Q	+8.0	-8.6	-3.2	-7.6	-17.8	-23.3	-4.8	-2.9	+5.2

Table 8: How different LLMs used as the generator affect results. Colors indicate a **positive** or **negative** delta from the **non-augmented base score**. Although there are small differences between models the overall trends are the same.

Type	Model	MSMarco 2019			FiQA			Arguana		
		Contriever	MonoT5-small	MonoT5-3B	Contriever	MonoT5-small	MonoT5-3B	Contriever	MonoT5-small	MonoT5-3B
-	Base	49.0	66.6	71.2	21.3	34.3	45.9	45.8	21.0	40.6
Query	Prepend	+8.1	-2.8	-4.2	+5.1	-0.3	-5.6	-3.2	+22.2	+6.9
	Append	+9.8	-1.6	-3.5	+4.1	+0.8	-4.6	-3.5	+22.6	+8.4
	Replace	+8.3	-7.3	-7.9	+7.2	-3.2	-8.8	-15.9	+19.3	+3.3
Doc	Prepend	+8.5	-2.2	-1.9	+5.9	-2.0	-3.1	+1.4	-5.4	-12.4
	Append	+10.3	-0.8	-1.4	+4.0	-1.4	-2.2	+0.4	-6.8	-8.6
	Replace	+9.3	-8.9	-6.2	+8.3	-6.9	-8.8	-4.1	-11.0	-20.1
Both	Prepend/Prepend	+9.4	-2.2	-2.0	+5.9	-4.0	-4.6	+1.5	-9.7	-19.8
	Prepend/Append	+11.0	-0.9	-1.9	+4.1	-3.3	-2.8	+0.5	-8.7	-18.3
	Prepend/Replace	+9.6	-9.0	-6.2	+8.1	-8.5	-9.3	-5.1	-10.0	-26.8
	Append/Prepend	+3.5	-2.0	-2.2	+3.6	+0.1	-3.8	-0.1	+22.7	+8.3
	Append/Append	+2.7	-1.7	-1.1	+4.8	-3.5	-2.0	-0.5	-5.3	-9.0
	Append/Replace	+3.0	-1.7	-1.3	+4.6	-5.6	-2.2	-0.3	-8.0	-18.8
	Replace/Prepend	+4.0	-2.8	-1.2	+1.6	-0.6	-3.2	+2.9	-3.0	-2.1
	Replace/Append	+5.9	+0.2	-0.7	+0.9	+0.6	-1.2	+1.2	-1.5	-0.9
	Replace/Replace	+5.7	-11.8	-8.7	+4.4	-5.3	-10.4	-1.0	-5.0	-9.1

Table 9: How different placements of the expansions affect results (e.g. prepend/append/replace). Colors indicate a **positive** or **negative** delta from the **non-augmented base score**. Although there are small differences the overall trends are the same.

C.2.1 HyDE

The United States voluntarily entered World War I primarily due to a combination of factors. Firstly, the sinking of the British ocean liner RMS Lusitania by a German U-boat in 1915, resulting in the loss of American lives, created a strong public outcry for intervention. Additionally, Germany's resumption of unrestricted submarine warfare in 1917 further escalated tensions. Furthermore, the interception of the Zimmermann Telegram, which revealed Germany's proposal to Mexico for a military alliance against the United States, heightened fears of potential threats to American security. These events, coupled with a desire to protect American interests and uphold democratic principles, ultimately led the United States to voluntarily join the war effort.

C.2.2 Q-LM PRF

What were the factors leading to the United States' voluntary entry into WW1 and what were the consequences of their decision to join the Allies?

C.2.3 Chain of Thought

The United States voluntarily entered World War I primarily due to a combination of factors. One of the key reasons was the German unrestricted submarine warfare, which threatened American lives and interests at sea. Additionally, the interception and decoding of the Zimmerman Telegram, in which Germany proposed an alliance with Mexico against the US, further fueled public sentiment for intervention. Moreover, there was a desire to protect American economic interests, as the US had significant trade ties with the Allied powers. Lastly, President Woodrow Wilson's belief in promoting democracy and his vision for a post-war world order based on the principles of self-determination and collective security also played a role in the US decision to enter the war.

D Prompts for LM expansions

Here we show the prompts used for LM query and document expansion.

D.1 Query Expansions

D.1.1 HyDE

We use the prompts from their paper, which are dataset specific, in this manner:

<SPECIFIC PROMPT>

<Type of Input>: QUERY
<TYPE OF OUTPUT> (one short paragraph max):

for example on Clinical Trials we use:

Please write a clinical trial summary that would apply to the following patient.

Patient Info: QUERY
Trial Summary (one short paragraph max):

and on FiQA we use:

Please write a financial article passage to answer the question

Question: QUERY
Passage (one short paragraph max):

D.1.2 Q-LM PRF

You are a query expansion engine, primed and ready to take in text and output additional keywords will provide new and expanded context behind the original input. Your extensive world knowledge and linguistic creativity enables you to provide questions that maximally optimize the new questions to find new websites. You ****always**** provide creative synonyms and acronym expansions in your new queries that will provide additional insight.

Be sure to use new words and spell out acronyms (or add new acronyms). Hint: think of *****new synonyms and/or acronyms***** for "QUESTION" using these documents for inspiration:

DOCUMENTS

Return the following information, filling it in:

Input: QUESTION
Comma Separated List of 10 important New Keywords: """"NEW KEYWORDS HERE""""
New Question (combining Input and New Keywords, only ****one**** new question that expands upon the Input): """"NEW QUESTION HERE""""

Your output:

D.1.3 Chain of Thought

We use a the same specific prompt for CoT as we do for HyDE. The format is as follows:

<SPECIFIC PROMPT>

QUESTION

Give the rationale (one short paragraph max) before answering.

D.2 Document Expansions

D.2.1 D-LM PRF

Change the following document to answer these questions, if they are partially answered by the document. If the queries are not relevant, ignore them. Your new documents should be one concise paragraph following the examples.

Example 1:

Queries:

1. "how much caffeine is in a 12 ounce cup of coffee?"
2. "what are the effects of alcohol and caffeine"
3. "what can pregnant women not do?"

Document: "We don't know a lot about the effects of caffeine during pregnancy on you and your baby. So it's best to limit the amount you get each day. If you are pregnant, limit caffeine to 200 milligrams each day. This is about the amount in 1½ 8-ounce cups of coffee or one 12-ounce cup of coffee."

New Document (similar to Document): "There is a lack of research about the effects of caffeine during pregnancy on you and your baby. So it's best to limit the amount you get each day. If you are pregnant, limit caffeine to 200 milligrams (mg) each day. This is about the amount in 1½ 8-ounce cups of coffee or one 12-ounce cup of coffee (e.g. 200 milligrams)."

Example 2:

Queries:

QUERIES

Document: "DOCUMENT"

New Document (similar to Document):

D.2.2 Doc2Query

You are an optimized query expansion model, ExpansionGPT. You will write 5 queries for the given document that help retrieval models better find this document during search.

Document: "QUESTION"

Queries: